

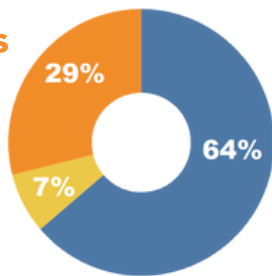
- Among the **37,013** students at UCI, **15%** are pursuing a PhD or Master's degrees in more than **100** disciplines.
- The Fall 2020 incoming graduate class of **2,053** students from more than **22,000** applications.

## Graduate Student Enrollment

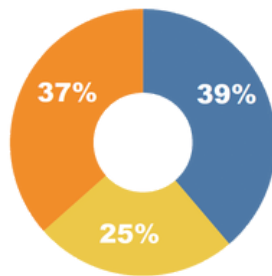
UCI is famed for the breadth, depth, and reach of more than **120** graduate programs in **15** schools and colleges.

### Entering Class Fall 2020

■ California  
■ Other US States  
■ International



Master's and Professional



PhD

### Ethnic Diversity

|                                  |       |
|----------------------------------|-------|
| American Indian / Alaskan Native | 6     |
| Asian / Asian American           | 960   |
| Black, non-Hispanic              | 134   |
| Hispanic                         | 733   |
| Pacific Islander                 | 9     |
| White, non-Hispanic              | 1,590 |
| Two or more ethnicities          | 194   |
| Unknown / declined to state      | 260   |
| International student            | 1,789 |

### Our graduate students represent

# 76

countries  
and

# 48

states

### Statistics

**Women: 48%**

**Men: 52%**

**Underrepresented Minorities: 17%**

**Average Age: 28**

**Youngest Age: 18**

**Oldest Age: 66**

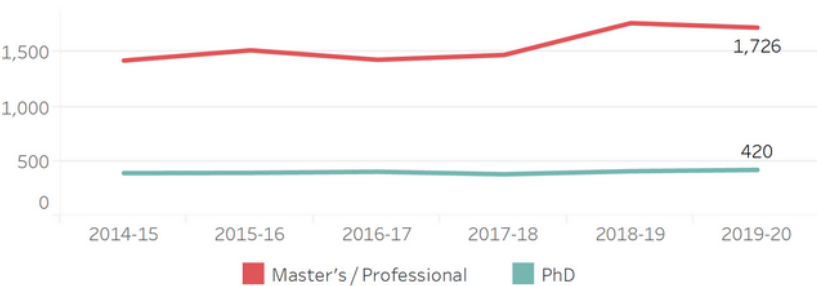
### Fall 2020 Enrollment

|                        | Master's & Professional | PhD   | Total |
|------------------------|-------------------------|-------|-------|
| Continuing & Returning | 1,076                   | 2,546 | 3,622 |
| New                    | 1,467                   | 586   | 2,053 |
| Overall                | 2,543                   | 3,132 | 5,675 |

### International Graduate Students (Top 15)

|                | Master's & Professional | PhD | Total |
|----------------|-------------------------|-----|-------|
| China          | 431                     | 394 | 825   |
| India          | 109                     | 107 | 216   |
| Iran           | 2                       | 102 | 104   |
| South Korea    | 29                      | 71  | 100   |
| Taiwan         | 38                      | 39  | 77    |
| Canada         | 6                       | 30  | 36    |
| Spain          | 1                       | 31  | 32    |
| Bangladesh     | 1                       | 29  | 30    |
| Mexico         | 1                       | 26  | 27    |
| Saudi Arabia   | 3                       | 18  | 21    |
| Brazil         | 3                       | 17  | 20    |
| United Kingdom | 1                       | 18  | 19    |
| Vietnam        | 8                       | 10  | 18    |
| Japan          | 5                       | 13  | 18    |
| Turkey         | 1                       | 16  | 17    |

## Graduate Degrees Awarded



Nearly 1,500 graduate degrees were conferred during the 2020-21 academic year.

- Master's Degrees: 845**
- Doctoral Degrees: 289**
- Law Degrees: 220**
- Law Degrees: 105**

## Graduate Programs (Fall 2020 Enrollment)

UCI offers over 120 degree programs, including over 70 doctoral programs.

|                      | Master's & Professional | PhD          | Total        |
|----------------------|-------------------------|--------------|--------------|
| Arts                 | 100                     | 31           | 131          |
| Biological Sciences  | 88                      | 255          | 343          |
| Business             | 926                     | 59           | 985          |
| Education            | 145                     | 101          | 246          |
| Engineering          | 308                     | 607          | 915          |
| Humanities           | 44                      | 264          | 308          |
| ICS                  | 406                     | 321          | 727          |
| Medicine             | 23                      | 76           | 99           |
| Nursing              | 83                      | 17           | 100          |
| Pharmacy             | 21                      | 46           | 67           |
| Physical Sciences    | 11                      | 552          | 563          |
| Public Health        | 64                      | 63           | 127          |
| Social Ecology       | 284                     | 190          | 474          |
| Social Sciences      | 16                      | 475          | 491          |
| Interdisciplinary .. | 24                      | 75           | 99           |
| <b>Total</b>         | <b>2,543</b>            | <b>3,132</b> | <b>5,675</b> |

## Career Outcomes

### Career Placement of PhD recipients

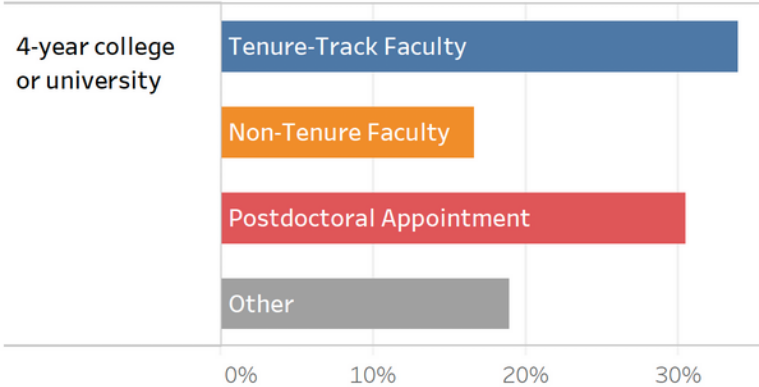
Current industry of student who graduated between 2016-2019

|  | Count        | Percent       |
|--|--------------|---------------|
| Education                                    | 509          | 42.1%         |
| Energy                                       | 2            | 0.2%          |
| Finance and Insurance                        | 13           | 1.1%          |
| Manufacturing                                | 146          | 12.1%         |
| Museums, Arts, Entertainment, and Recreation | 1            | 0.1%          |
| Non-profit and membership organizations      | 12           | 1.0%          |
| Public Administration (Government)           | 38           | 3.1%          |
| Publishing, Broadcasting, and Library        | 5            | 0.4%          |
| Research, Consulting, and Legal Services     | 131          | 10.8%         |
| Technology                                   | 101          | 8.4%          |
| Other/Unknown                                | 250          | 20.7%         |
| <b>Total</b>                                 | <b>1,208</b> | <b>100.0%</b> |

## Top 10 Institutions of current Tenure/Tenure-Track faculty that received their PhD degree at UCI

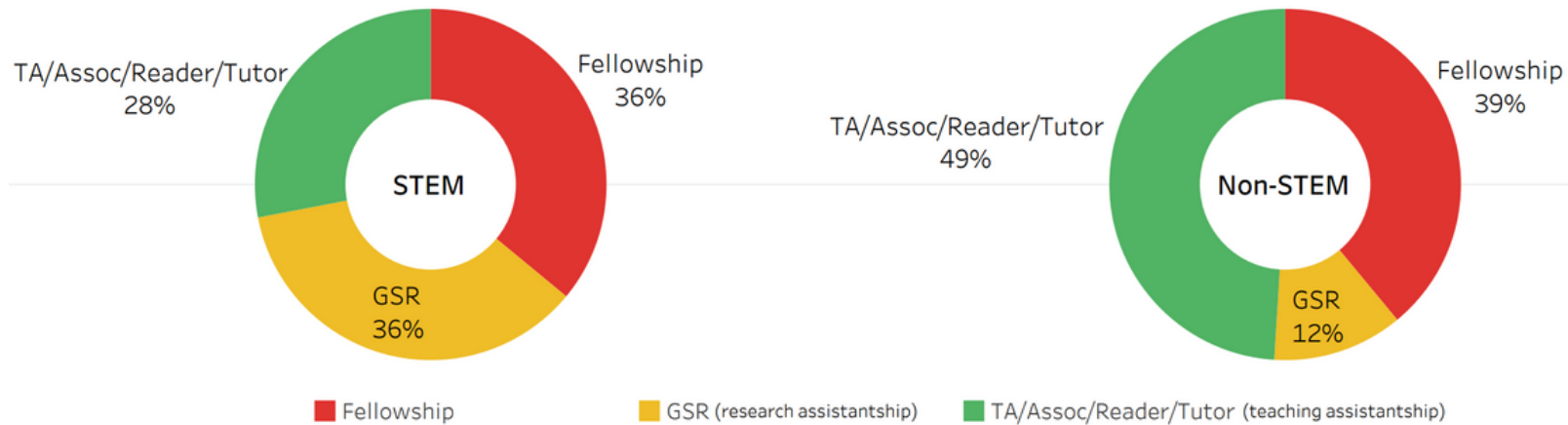
- University of California System
- University of Florida
- San Diego State University
- University of Southern California
- University of Washington
- University of Michigan
- Pennsylvania State University
- University of Minnesota, Twin Cities
- Colorado State University
- University of Buffalo, State University of New York

## Current position breakdown of those employed at a 4-year college or university



## Graduate Student Funding (2019-2020)

Below is a breakdown for how our students are are funded. Over 62 million in fellowship funding.



## Funding for PhD Study

UCI offers many resources to support your funding goals and most PhD programs guarantee students at least 5 years of full financial support.

**22%** of UCI's PhD population comes from another UC campus.

**3%** of UCI's PhD population comes from an HSI or HBCU institution.

## Housing

UCI **guarantees** an offer of on-campus housing to every newly-admitted, full-time PhD student.

- Rates are affordable and below market.
- Utility costs are included in rent for most units.
- Parking on campus is free for all on campus housing residents
- Housing offers two school-age childcare programs as well as a weekly playgroup in Verano Place.

## Costs of Graduate Education 2020-2021

|                                 |                             |                 |
|---------------------------------|-----------------------------|-----------------|
| <b>Direct Cost</b>              | Tuition & fees <sup>^</sup> | \$13,434        |
|                                 | Student Health Insurance    | \$4,577         |
|                                 | <b>Total</b>                | <b>\$18,010</b> |
| <b>Other Estimated Costs</b>    | Books and Supplies          | \$1,721         |
|                                 | Personal                    | \$2,989         |
|                                 | Room and Board*             | \$14,281        |
|                                 | Transportation              | \$3,138         |
|                                 | <b>Total</b>                | <b>\$22,128</b> |
| <b>Total Cost of Attendance</b> |                             | <b>\$40,139</b> |

<sup>^</sup>Tuition & fees: Non-California residents in Graduate Academic programs add \$17,930.15 in Nonresident Supplemental Tuition. Tuition & fees for professional and self-supporting programs may vary depending on program, please visit <http://www.reg.uci.edu/fees/2020-2021/index.html> for more information.

\*Estimated Room and Board based on living on the UCI campus at Palo Verde

## Safety

**15** For 15 straight years, Irvine has been named the safest city of its size, based on FBI Uniform Crime Reporting statistics from 18,000 jurisdictions. The report also shows Irvine to be twice as safe as the next safest big city - Virginia Beach, Virginia.

## UCI By The Numbers



UCI ranks **#1** in the U.S. for sustainability  
-Sierra magazine  
UCI has been named the **#1** Best College in the U.S  
-Money



UCI's graduate program in Criminology ranks **#2**  
among publics **#2** overall  
-U.S. News & World Report  
UCI's graduate program in Literary criticism &  
theory ranks **#2** among publics and **#2** overall



UCI is the **#3** Best Value among public  
universities  
-Forbes

## Alumni Accomplishments

Placeholder

## U.S. News and World Report Rankings

UCI boasts **31** graduate programs ranked within the top 25 among publics. UCI is also ranked as the **8th** Best Public University in the Nation.

### Top 10 graduate programs at UCI include:

- Criminology, **#2** among publics and **#2** overall
- Literary criticism & theory, **#2** among publics and **#2** overall
- Education, **7th** among publics and **15th** overall
- English, **8th** among publics and **20th** overall
- Sociology, **9th** among publics and **20th** overall

### Other Top 25 UCI Schools and Programs

- Part-time MBA (12th among publics and 26th overall)
- History (15th and 30th)
- Economics (20th and 40th)
- Medicine – research (20th and 48th)
- Political science (21st and 41st)
- Engineering (22nd and 38th)
- Public health (22nd and 41st)

## National Grant Recipients

Over the last 8 years, UCI has substantially increased the number of participants for the prestigious National Science Foundation Graduate Research and Ford Fellowships.

## National Science Foundation Graduate Research Fellows

UCI has received a yearly average of **30** NSF GRFP awards between 2013 and 2021. This is a substantial increase since 2009, where UCI was granted just 4. UCI as the **3rd** most number of GRFP awards in the UC System for 2021. An average of **\$4 million** have been awarded to the recipients.

## Ford Foundation Fellows

The number of Ford Fellowships UCI had received since 2013 has more than doubled since prior to that year (1983-2012). The total amount awarded was \$2.5 million during that same period.